

Home > Products - Entire Product List > Terminaux tactiles (IHM) / Automates tactiles > AGP3000 Series > Specifications > AGP3600-T1-D24-CA1M

# GP3000 SERIES Specifications



Functional Specification    General Specification    External Dimensions

## Specification of AGP3600-T1-D24-CA1M

### AGP3000 Series

AGP3000 Series

Gamme

A propos des classes

Caractéristiques

Specifications

**AGP3600-T1-D24-CA1M**

Options

Périphériques compatibles

Supported Version of the Screen Editor "GP-Pro EX"

Téléchargements

### GP-3600T CANopen

Modèle: AGP3600-T1-D24-CA1M



Serial x2	Ethernet	Video in	Video Unit
Fieldbus	I/O (Expansion)	USB TypeA/mini B	CF Card

C Class (Automate) / TFT Color LCD (65.536 Couleurs) / SVGA

[Manuel](#)    [Q&A](#)    [Données graphiques \(DXF\)](#)    [Image produit \(BMP\)](#)

[Certificats de conformité \(UL/cUL, CE, RoHS\)](#)

### Spécifications Fonctionnelles

Type écran	TFT Color LCD	
Taille écran	12.1"	
Résolution	800 x 600 pixels (SVGA)	
Pitch	W0.3075 x H0.3075 mm [W0.01 x H0.01 in.]	
Taille réelle d'affichage	W248 x H186.5 mm [W9.76 x H7.34 in.]	
Couleurs écran	65,536 Colors (No blink)/16,384 Colors (Blink)	
Rétro-éclairage	When GP Revision 5 and later: LED (When replacement is required, contact your local GP distributor) When GP Revision 5 and earlier: CCFL (Replaceable)*1	
Contrôle de luminosité	8 Levels (Adjusted with the touch panel)	
Réglage du contraste	Not applicable	
Durée de vie du rétro-éclairage	50,000 hrs. or more (continuous operation at 25°C before backlight brightness decreases to 50% or backlight starts to blink)	
Polices (langues)	Japanese: 6,962 (JIS Standards 1 & 2) (including 607 non-kanji characters), ANK: 158 (Korean fonts, Simplified Chinese and Traditional Chinese fonts are downloadable.	
Taille des caractères	Standard font: 8 x 8, 8 x 16, 16 x 16 and 32 x 32 pixel fonts, Stroke font: 6 to 127 pixel fonts, Image font: 8 to 72 pixel fonts	
Taille des polices	Standard font: Width can be expanded up to 8 times. Height can be expanded up to 8 times.*2	
Texte	8 x 8 pixels	100 char. x 75 rows
	8 x 16 pixels	100 char. x 37 rows
	16 x 16 pixels	50 char. x 37 rows
	32 x 32 pixels	25 char. x 18 rows
Mémoire automate	Zone de variables	SRAM 64 KB (uses lithium battery)*3
	Zone du programme logique	FLASH EPROM 132 KB
	Nombre de pas de programme	Equivalent to 15,000 steps*4
Mémoire application	FLASH EPROM 16 MB*5	
Sauvegarde de données	SRAM 320KB (uses lithium battery)*3	

<b>Précision horloge</b>		±65 sec/month (deviation at room temperature and power is OFF)*6
<b>Type de dalle tactile</b>		Resistive Film (analog)
<b>Résolution dalle tactile</b>		1,024 x 1,024
<b>Durée de vie dalle tactile</b>		1,000,000 times or more
<b>Interface</b>	<b>Port série (COM1)</b>	RS-232C/422/485, Asynchronous Transmission, Data Length: 7 or 8 bit, Parity: none, Even or Odd, Stop Bit: 1 or 2 bit, Data Transmission Speed: 2,400 bps to 115.2 kbps, Connector: D-Sub9 (plug)
	<b>Port série (COM2)</b>	RS-422/485, Asynchronous Transmission, Data Length: 7 or 8 bit, Parity: none, Even or Odd, Stop Bit: 1 or 2 bit, Data Transmission Speed: 2,400 bps to 115.2 kbps, 187.5kbps (MPI), Connector: D-Sub9 (socket)
	<b>Ethernet (LAN)</b>	IEEE802.3i/IEEE802.3u, 10BASE-T/100BASE-TX, Connector: Modular jack (RJ-45) x 1
	<b>Module d'extension 1</b>	Communication Expansion Unit x 1
	<b>Module d'extension 2</b>	VM/DVI Input Expansion Unit x 1
	<b>USB (TYPE-A)</b>	Conforms to USB1.1 (TYPE-A) x 2, Power Supply Voltage: DC 5 V ±5 %, Output Current: 500 mA or less, Communication Distance: 5 m or less
	<b>Extension mémoire</b>	Function Expansion Memory x 1 (Inside interface cover)
	<b>CF Card</b>	Compact Flash Card Slot (TYPE-II) x 1
	<b>Sortie son</b>	Speaker Output, 70 mW (Rated Load: 8 Ω, Frequency: 1 kHz), Connector: 2-piece terminal block (AUX) x 1
	<b>Entrée/Sortie AUX</b>	Alarm Output, RUN Output, Buzzer Output, Rated Voltage: DC24V, Rated Current: 50mA, Remote Reset Input, Input Voltage: DC24V, Connector: 2-piece terminal block (AUX) X 1
	<b>Contrôle de luminosité</b>	<b>CANopen Type</b>

\*1 About the differences in a CCFL model and a LED model.

\*2 Other font sizes can be set up with the Editor software.

\*3 A Lithium battery's lifetime is:  
 10 years when the battery's ambient temperature is 40 °C or less.  
 4.1 years when the battery's ambient temperature is 50 °C or less.  
 1.5 years when the battery's ambient temperature is 60 °C or less.  
 When used for back up: Approximately 100 days, with a fully charged battery.  
 Approximately 6 days, with a half-charged battery.

\*4 Up to 60,000 steps can be converted in software. However, this reduces internal memory capacity (for screen data) by 1 MB.










\*5 Capacity available for user application. 8 MB available if the revision of the unit is earlier than Rev. 4, or GP-Pro EX Ver. 2.5 or earlier is used.

\*6 Depending on the operating temperature and age of unit, the clock can deviate from -380 to +90 sec/month. For systems where this level of deviation is a problem, the user should monitor and make adjustments when required.

\*7 When using GP-Pro EX under Ver.2.50, Bit variable enables to input/output 256 points. When using GP-Pro EX under Ver.2.50, Integer variable enables to input/output 64 points.

[Haut de page](#)

### Spécifications Techniques générales

<b>Normes de sécurité internationales</b>	         <a href="#">Download</a> <a href="#">Download</a> <a href="#">Download</a> <a href="#">Download</a>
<b>Plage de tension nominale</b>	DC 24 V
<b>Plage de tension en entrée</b>	DC 19.2 to 28.8 V
<b>Variation de tension admise</b>	10 ms or less
<b>Consommation électrique</b>	50 W or less
<b>Courant d'appel</b>	30 A or less
<b>Tenue aux variations de tension</b>	AC 1,000 V, 20 mA for 1 min (between charging and FG terminals)
<b>Resistance d'isolement</b>	DC 500 V, 10 MΩ or more (between charging and FG terminals)
<b>Température ambiante</b>	0 to 50 °C
<b>Température (stockage)</b>	-20 to +60 °C
<b>Humidité ambiante</b>	10 to 90 % RH (Wet bulb temperature: 39 °C or less - no condensation.)

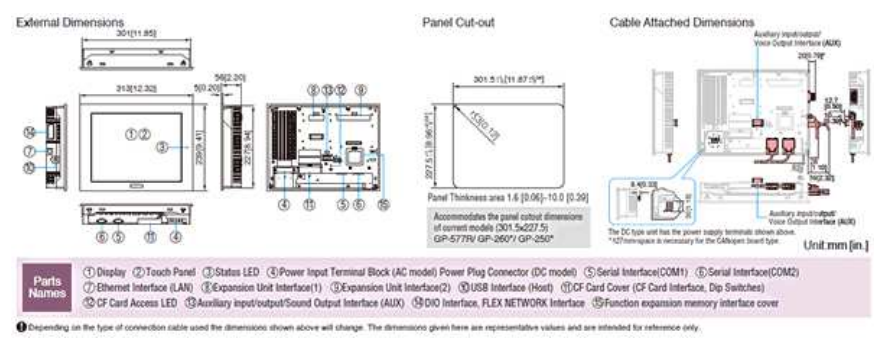
<b>Humidité (stockage)</b>	10 to 90 % RH (Wet bulb temperature: 39 °C or less - no condensation.)
<b>Poussière</b>	0.1 mg/m <sup>3</sup> or less (non-conductive levels)
<b>Degré de pollution</b>	For use in Pollution Degree 2 environment
<b>Atmosphère</b>	Free of corrosive gases
<b>Pression d'air (plage d'altitude)</b>	800 to 1,114 hPa (2,000 m above sea level or less)
<b>Tenue aux vibrations</b>	IEC/EN61131-2 compliant, 5 to 9 Hz Single amplitude 3.5 mm [0.14 in.], 9 to 150 Hz Fixed acceleration: 9.8 m/s <sup>2</sup> , X, Y, Z directions for 10 cycles (100 min)
<b>Concussion Resistance</b>	IEC/EN61131-2 compliant, 147 m/s <sup>2</sup> , X, Y, Z directions for 3 times
<b>Immunité au bruit</b>	Noise Voltage: 1,000 Vp-p, Pulse Duration: 1 µs, Rise Time: 1 ns, (via noise simulator)
<b>Tenue aux décharges électrostatiques</b>	Contact Discharge Method: 6 kV (IEC/EN61000-4-2 Level 3)
<b>Mise à la masse</b>	Functional grounding: Grounding resistance of 100Ω, 2mm <sup>2</sup> or thicker wire, or your country's applicable standard. (Same for FG and SG terminals)
<b>Structure</b>	Equivalent to IP65f NEMA #250 TYPE 4X/13 (on the front panel when properly installed in an enclosure)*8
<b>Configuration d'installation</b>	Embedded panel
<b>Méthode de refroidissement</b>	Natural air circulation
<b>Poids</b>	3.2 kg [7 lb] or less (display unit only)
<b>Dimensions externes</b>	W313 x H239 x D56 mm [W12.32 x H9.41 x D2.2 in.]
<b>Dimensions pour découpe du panneau</b>	W301.5 x H227.5 mm [W11.87 x H8.96 in.], Panel thickness area: 1.6 to 10 mm [0.06 to 0.39 in.]*9

\*8 The front face of the GP unit, installed in a solid panel, has been tested using conditions equivalent to the standards shown in the specification. Even though the GP unit's level of resistance is equivalent to these standards, oils that should have no effect on the GP can possibly harm the unit. This can occur in areas where either, vaporized oils are present, or where low viscosity cutting oils are allowed to adhere, to the unit for long periods of time. If the GP's front face protection sheet becomes, peeled off, these conditions can lead to the ingress of oil into the GP and separate, protection measures are suggested. Also, if non-approved oils are present, it may cause deformation or corrosion of the front panel's plastic cover. Therefore, prior to installing the GP be sure to confirm the type of conditions that will be present in the GP's operating environment. If the installation gasket is used for a long period of time, or if the unit and its gasket, are removed from the panel, the original level of the protection cannot be guaranteed. To maintain the original protection level, be sure to replace the installation gasket, regularly.

\*9 Regarding dimensional tolerance, everything +1/-0 mm [+0.04/-0 in.] and R in angle are below R3 [R0.12 in.].

[Haut de page](#)

### External Dimensions / Interfaces / Panel Cut-out / Cable Attached Dimensions



[Page Top](#)