

Home > Products - Entire Product List > Terminaux tactiles (IHM) / Automates tactiles > AGP3000 Series > Specifications > AGP3400-T1-D24-CA1M

GP3000 SERIES Specifications



Functional Specification General Specification External Dimensions

Specification of AGP3400-T1-D24-CA1M

AGP3000 Series

AGP3000 Series

Gamme

A propos des classes

Caractéristiques

Specifications

AGP3400-T1-D24-CA1M

Options

Périphériques compatibles

Supported Version of the Screen Editor "GP-Pro EX"

Téléchargements

GP-3400T CANopen

Modèle: AGP3400-T1-D24-CA1M



Serial x2	Ethernet	Video in	Video Unit
Fieldbus	I/O (Expansion)	USB TypeA/mini B	CF Card

C Class (Automate) / TFT Color LCD (65.536 Couleurs) / VGA

[Manuel](#) [Q&A](#) [Données graphiques \(DXF\)](#) [Image produit \(BMP\)](#)

[Certificats de conformité \(UL/cUL, CE, RoHS\)](#)

Spécifications Fonctionnelles

Type écran	TFT Color LCD	
Taille écran	7.5"	
Résolution	640 X 480 pixels (VGA)	
Pitch	W0.237 x H0.237 mm [W0.01 x H0.01 in.]	
Taille réelle d'affichage	W153.7 X H115.8mm [W6.05 X H4.56in.]	
Couleurs écran	65,536 Colors (No blink)/16,384 Colors (Blink)	
Rétro-éclairage	CCFL (User nonreplaceable parts, return system to distributor.)	
Contrôle de luminosité	8 Levels (Adjusted with the touch panel)	
Réglage du contraste	Not applicable	
Durée de vie du rétro-éclairage	54,000 hrs. or more (continuous operation at 25°C before backlight brightness decreases to 50% or backlight starts to blink)	
Polices (langues)	Japanese: 6,962 (JIS Standards 1 & 2) (including 607 non-kanji characters), ANK: 158 (Korean fonts, Simplified Chinese and Traditional Chinese fonts are downloadable.)	
Taille des caractères	Standard font: 8 x 8, 8 x 16, 16 x 16 and 32 x 32 pixel fonts, Stroke font: 6 to 127 pixel fonts, Image font: 8 to 72 pixel fonts	
Taille des polices	Standard font: Width can be expanded up to 8 times., Height can be expanded up to 8 times.*1	
Texte	8 x 8 pixels	80 char. X 60 rows
	8 x 16 pixels	80 char. X 30 rows
	16 x 16 pixels	40 char. X 30 rows
	32 x 32 pixels	20 char. X 15 rows
Mémoire automate	Zone de variables	SRAM 64 KB (uses lithium battery)*2
	Zone du programme logique	FLASH EPROM 132 KB
	Nombre de pas de programme	Equivalent to 15,000 steps*3
Mémoire application	FLASH EPROM 16 MB*4	
Sauvegarde de données	SRAM 320KB (uses lithium battery)*2	
Précision horloge	±65 sec./month (deviation at room temperature and power is OFF)*5	
Type de dalle tactile	Resistive Film (analog)	

Résolution dalle tactile		1,024 X 1,024
Durée de vie dalle tactile		1,000,000 times or more
Interface	Port série (COM1)	RS-232C/422/485, Asynchronous Transmission, Data Length: 7 or 8 bit, Parity: none, Even or Odd, Stop Bit: 1 or 2 bit, Data Transmission Speed: 2,400 bps to 115.2 kbps, Connector: D-Sub9 (plug)
	Port série (COM2)	RS-422/485, Asynchronous Transmission, Data Length: 7 or 8 bit, Parity: none, Even or Odd, Stop Bit: 1 or 2 bit, Data Transmission Speed: 2,400 bps to 115.2 kbps, 187.5kbps (MPI), Connector: D-Sub9 (socket)
	Ethernet (LAN)	IEEE802.3i/IEEE802.3u, 10BASE-T/100BASE-TX, Connector: Modular jack (RJ-45)x1
	Module d'extension 1	Communication Expansion Unit x 1
	USB (TYPE-A)	Conforms to USB1.1. (TYPE-A conn.) X 1, Power Supply Voltage: DC5V±5%, Output Current: 500mA (max.), Communication Distance: 5m (max.)
	Extension mémoire	Function Expansion Memory x 1 (on internal circuit board)
	CF Card	Compact Flash CF Card Slot (TYPE-II) X 1
	Sortie son	Speaker Output, 70mW (Rated Load: 8Ω, Frequency: 1kHz), Connector: 2-piece terminal block (AUX) X 1
	Entrée/Sortie AUX	Alarm Output, RUN Output, Buzzer Output, Rated Voltage: DC24V, Rated Current: 50mA, Remote Reset Input, Input Voltage: DC24V, Connector: 2-piece terminal block (AUX) X 1
	Contrôle de luminosité	CANopen Type

*1 Other font sizes can be set up with the Editor software.

*2 A Lithium battery's lifetime is:

10 years when the battery's ambient temperature is 40 °C or less.

4.1 years when the battery's ambient temperature is 50 °C or less.

1.5 years when the battery's ambient temperature is 60 °C or less.

When used for back up: Approximately 100 days, with a fully charged battery.

Approximately 6 days, with a half-charged battery.

*3 Up to 60,000 steps can be converted in software. However, this reduces internal memory capacity (for screen data) by 1 MB.










*4 Capacity available for user application. 8 MB available if the revision of the unit is earlier than Rev. 4, or GP-Pro EX Ver. 2.5 or earlier is used.

*5 Depending on the operating temperature and age of unit, the clock can deviate from -380 to +90 sec./month. For systems where this level of deviation is a problem, the user should monitor and make adjustments when required.

*6 When using GP-Pro EX under Ver.2.50, Bit variable enables to input/output 256 points. When using GP-Pro EX under Ver.2.50, Integer variable enables to input/output 64 points.

[Haut de page](#)

Spécifications Techniques générales

Normes de sécurité internationales	         Download Download Download Download
Plage de tension nominale	DC24V
Plage de tension en entrée	DC19.2 to 28.8V
Variation de tension admise	10ms (max.)
Consommation électrique	28W (max.)
Courant d'appel	30A (max.)
Tenue aux variations de tension	AC1,000V 20mA for 1 minute, (between charging and FG terminals)
Resistance d'isolement	DC500V 10MΩ (min.), (between charging and FG terminals)
Température ambiante	0 to 50 °C
Température (stockage)	-20 to +60°C
Humidité ambiante	10 to 90% RH (Wet bulb temperature: 39°C max. - no condensation.)
Humidité (stockage)	10 to 90% RH (Wet bulb temperature: 39°C max. - no condensation.)
Poussière	0.1mg/m ³ and below (non-conductive levels)
Degré de pollution	For use in Pollution Degree 2 environment


Atmosphère	Free of corrosive gases
Pression d'air (plage d'altitude)	800 to 1,114hPa (2,000 meters max.)
Tenue aux vibrations	IEC/EN61131-2 compliant, 5 to 9Hz Single amplitude 3.5mm [0.14in.], 9 to 150Hz Fixed acceleration: 9.8m/s ² , X,Y,Z directions for 10 cycles (100 minutes)
Concussion Resistance	IEC/EN61131-2 compliant, 147 m/s ² , X, Y, Z directions for 3 times
Tenue aux décharges électrostatiques	Contact Discharge Method: 6kV (IEC/EN61000-4-2 Level 3)
Mise à la masse	Functional grounding: Grounding resistance of 100Ω, 2mm ² or thicker wire, or your country's applicable standard. (Same for FG and SG terminals)
Structure	Equivalent to IP65f NEMA #250 TYPE 4X/13 (Front surface of embedded panel) ^{*7}
Configuration d'installation	Embedded panel
Méthode de refroidissement	Natural air circulation
Poids	2 kg [4.4 lb] or less (display unit only)
Dimensions externes	W215 X H170 X D60mm , [W8.46 X H6.69 X D2.36in.]
Dimensions pour découpe du panneau	W204.5 x H159.5 mm [W8.05 x H6.28 in.], Panel thickness area: 1.6 to 10 mm [0.06 to 0.39 in.]*8

^{*7} The front face of the GP unit, installed in a solid panel, has been tested using, conditions equivalent to the standards shown in the specification. Even though the, GP unit's level of resistance is equivalent to these standards, oils that should have, no effect on the GP can possibly harm the unit. This can occur in areas where either, vaporized oils are present, or where low viscosity cutting oils are allowed to adhere, to the unit for long periods of time. If the GP's front face protection sheet becomes, peeled off, these conditions can lead to the ingress of oil into the GP and separate, protection measures are suggested., Also, if non-approved oils are present, it may cause deformation or corrosion of the, front panel's plastic cover. Therefore, prior to installing the GP be sure to confirm the, type of conditions that will be present in the GP's operating environment., If the installation gasket is used for a long period of time, or if the unit and its gasket, are removed from the panel, the original level of the protection cannot be guaranteed., To maintain the original protection level, be sure to replace the installation gasket, regularly.

^{*8} Regarding dimensional tolerance, everything +1/-0 mm [+0.04/-0 in.] and R in angle are below R3 [R0.12 in.].

[Haut de page](#)

External Dimensions / Interfaces / Panel Cut-out / Cable Attached Dimensions



[Page Top](#)