

Home > Products > Graphic Operator Interfaces > GP4000 Series > Specification of PFXGP4401TAD

Interfaces Opérateurs Graphiques

Série GP4000

Spécifications



Functional Specification

General Specification

External Dimensions

Specification of PFXGP4401TAD

GP4000 Series

[Top](#)[Lineup](#)[Features](#)[Specifications](#)[PFXGP4401TAD](#)[Option](#)[Download](#)

Related Information

[Connectable Devices List for GP4000 Series](#)[Screen Creation Software supported by GP4000 Series \[GP-Pro EX\]](#)[Our Environmental Policy and Compliance with the RoHS Directive](#)[Discontinued Items](#)[About International Standards](#)

GP-4401T

Modèle: PFXGP4401TAD



High Definition LCD

Analog Touch Panel

Serial×2

Ethernet

USB

SD Card

Alarm Analysis Function

TFT Color LCD (65,536 Couleurs) / Résolution: VGA

[Image produit \(BMP\)](#)[Certificats de conformité \(UL/cUL, CE, RoHS\)](#)[Notice technique](#)

Spécifications Fonctionnelles

Type écran	TFT Color LCD	
Taille écran	7.5"	
Résolution	640 x 480 pixels (VGA)	
Taille réelle d'affichage	W153.7 x H115.8 mm [W6.05 x H4.56 in.]	
Couleurs écran	65,536 Colors (No blink)/16,384 Colors (Blink)	
Rétro-éclairage	White LED (User nonreplaceable parts. When replacement is required, contact your local distributor.)	
Contrôle de luminosité	16 Levels (Adjusted with the touch panel or the software)	
Durée de vie du rétro-éclairage	50,000 hrs. or more (continuous operation at 25°C [77 °F] before backlight brightness decreases to 50%)	
Polices (langues)	Japanese: 6,962 (JIS Standards 1 & 2) (including 607 non-karaji characters) ANK: 158 (Korean fonts, Simplified Chinese and Traditional Chinese fonts are downloadable.)	
Taille des caractères	Standard font: 8 x 8, 8 x 16, 16 x 16 and 32 x 32 pixel fonts, Stroke font: 6 to 127 pixel fonts, Image font: 8 to 72 pixel fonts	
Taille des polices	Standard font: Width can be expanded up to 8 times. Height can be expanded up to 8 times.*1	
Texte	8 x 8 pixels	80 char. x 60 rows
	8 x 16 pixels	80 char. x 30 rows
	16 x 16 pixels	40 char. x 30 rows
	32 x 32 pixels	20 char. x 15 rows
Mémoire automate	Zone de variables	SRAM 64 KB (Replaceable Lithium battery for backup memory)
	Zone du programme logique	FLASH EPROM 132 KB (Equivalent to 15,000 steps)*2
Mémoire application	FLASH EPROM 32 MB (including a logic program area)	
Sauvegarde de données	SRAM 320 KB (Replaceable Lithium battery for backup memory)	
Précision horloge	±65 sec/month (deviation at room temperature and power is OFF)*3	
Type de dalle tactile	Resistive Film (analog)	
Résolution dalle tactile	1,024 x 1,024	
Durée de vie dalle tactile	1,000,000 times or more	

Interface	Port série (COM1)	RS-232C Asynchronous Transmission Data Length: 7 or 8 bits, Parity: none, Odd or Even, Stop Bit: 1 or 2 bits, Data Transmission Speed: 2,400 bps to 115.2 kbps, Connector: D-Sub9 (plug)
	Port série (COM2)	RS-422/485 Asynchronous Transmission Data Length: 7 or 8 bits, Parity: none, Odd or Even Stop Bit: 1 or 2 bits, Data Transmission Speed: 2,400 bps to 115.2 kbps, 187.5kbps (MPI) Connector: D-Sub9 (plug)
	Ethernet (LAN)	IEEE802.3i/IEEE802.3u, 10BASE-T/100BASE-TX Connector: Modular jack (RJ-45) x 1
	USB (TYPE-A)	Conforms to USB2.0 (TYPE-A) x 1, Power Supply Voltage: DC 5 V \pm 5 %, Output Current: 500 mA or less, Communication Distance: 5 m [16.4ft.] or less
	USB (mini-B)	Conforms to USB2.0 (mini-B) x 1, Communication Distance: 5 m [16.4ft.] or less
	SD CARD	SD Card Slot x 1


*1 Other font sizes can be set up with the Editor software.

*2 Up to 60,000 steps can be converted in software. However, this reduces application memory capacity (for screen data) by 1 MB.

*3 Depending on the operating temperature and age of unit, the clock can deviate from -380 to +90 sec/month. For systems where this level of deviation is a problem, the user should monitor and make adjustments when required.

[Haut de page](#)

Spécifications Techniques générales

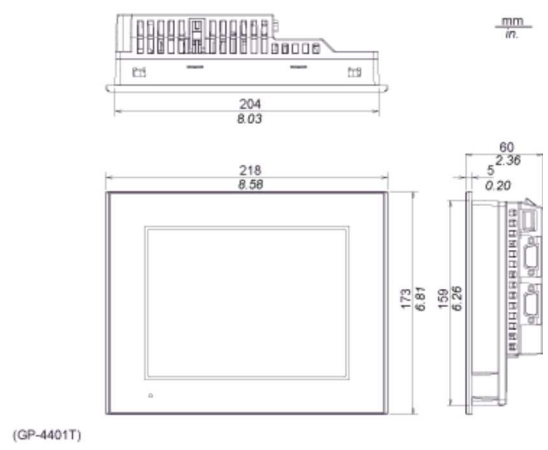
Normes de sécurité internationales	
Plage de tension nominale	DC 24 V
Plage de tension en entrée	DC 19.2 to 28.8 V
Variation de tension admise	5 ms or less
Consommation électrique	12 W or less
Courant d'appel	30 A or less
Tenue aux variations de tension	AC 1,000 V, 20 mA for 1 min (between charging and FG terminals)
Resistance d'isolement	DC 500 V, 10 M Ω or more (between charging and FG terminals)
Température ambiante	0 to 55 °C [32 to 131 °F]
Température (stockage)	-20 to 60 °C [-4 to 140 °F]
Humidité ambiante	10 to 90 % RH (Wet bulb temperature: 39 °C [102.2 °F] or less - no condensation.)
Humidité (stockage)	10 to 90 % RH (Wet bulb temperature: 39 °C [102.2 °F] or less - no condensation.)
Poussière	0.1 mg/m ³ (10 ⁻⁷ oz/ft ³) or less (non-conductive levels)
Degré de pollution	For use in Pollution Degree 2 environment
Atmosphère	Free of corrosive gases
Pression d'air (plage d'altitude)	800 to 1,114 hPa (2,000 m [6,561ft.] above sea level or less)
Tenue aux vibrations	IEC/EN61131-2 compliant, 5 to 9 Hz Single amplitude 3.5 mm [0.14 in.], 9 to 150 Hz Fixed acceleration: 9.8 m/s ² , X, Y, Z directions for 10 cycles (approx. 100 min)
Concussion Resistance	IEC/EN61131-2 compliant 147 m/s ² , X, Y, Z directions for 3 times
Immunité au bruit	Noise Voltage: 1,000 Vp-p, Pulse Duration: 1 μ s, Rise Time: 1 ns (via noise simulator)
Tenue aux décharges électrostatiques	Contact Discharge Method: 6 kV (IEC/EN61000-4-2 Level 3)
Mise à la masse	Functional grounding: Grounding resistance of 100 Ω , 2mm ² (AWG 14) or thicker wire, or your country's applicable standard. (Same for FG and SG terminals)
Structure	IP65f NEMA #250 TYPE 4X/13 (on the front panel when properly installed in an enclosure)*4
Méthode de refroidissement	Natural air circulation
Poids	1.2 kg [2.6 lb] or less (display unit only)
Dimensions externes	W218 x H173 x D60 mm [W8.58 x H6.81 x D2.36 in.]

Dimensions pour découpe du panneau	W204.5 x H159.5 mm [W8.05 x H6.28 in.], Panel thickness area: 1.6 to 5 mm [0.06 to 0.2 in.]*5
---	---

- *4 The front face of the GP unit, installed in a solid panel, has been tested using conditions equivalent to the standards shown in the specification. Even though the GP unit's level of resistance is equivalent to these standards, oils that should have no ef
- *5 Regarding dimensional tolerance, everything +1/-0 mm [+0.04/-0 in.] and R in angle are below R3 [R0.12 in.]. Even if the installation wall thickness is within the recommended range for the "Panel Cut Dimensions", depending on wall's material, size, and installation location of GP unit and other devices, the installation wall could warp. To prevent warping, the installation surface may need to be strengthened.

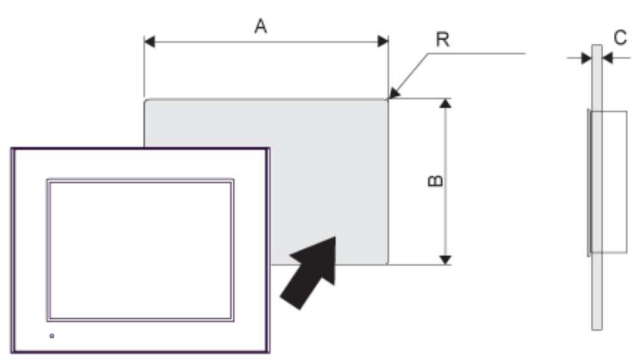
[Haut de page](#)

External Dimensions



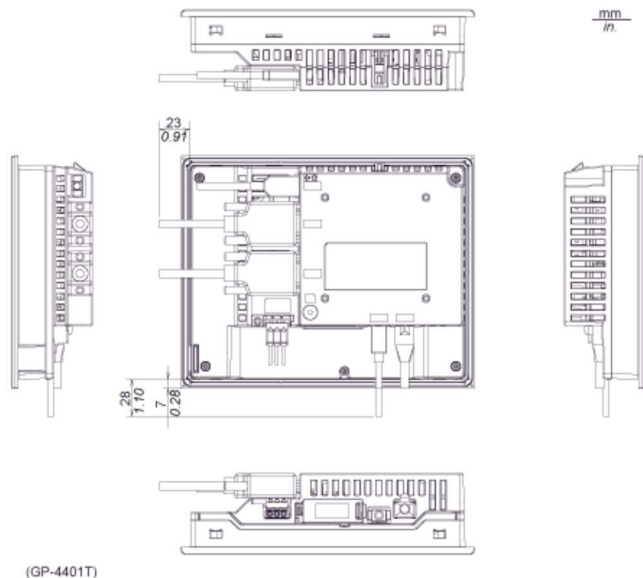
[Zoom](#)

Panel Cut-out



A	B	C	R
204.5 mm (+1, -0 mm) (8.05 in. [+0.04, -0 in.])	159.5 mm (+1, -0 mm) (6.28 in. [+0.04, -0 in.])	1.6...5 mm (0.06...0.2 in.)	3 mm (0.12 in.) maximum

External Dimensions with cables



(GP-4401T)

Zoom

[Page Top](#)